

**KHSAA TITLE IX  
ANNUAL REPORT SUBMISSION  
STATUS REPORT  
2008-2009**

KHSAA  
Form T65  
Revised 4/09

TO: KHSAA Member School Superintendents, Principals, and Athletic Directors

FROM: Brigid L. DeVries, Commissioner  
Darren Bilberry, Assistant Commissioner

DATE: 4-15/2009

School	Webster County	Reviewed by	Jenny McCarty
--------	----------------	-------------	---------------

The following is a status report regarding the required 2008 - 2009 Title IX Annual Report submission of forms due into the KHSAA office by April 15, 2009. Appropriate KHSAA Audit Team personnel have reviewed these forms and the following is a summary of this review.

I. Checklist of Forms properly submitted in a satisfactory manner:

X	GE-19 (Annual Verification)	X	T-35 (Budget Expenses)
X	T-1 (Summary Program Chart 1)	X	T-36 (Budget Expenses)
X	T-2 (Summary Program Chart 2)	X	T-41 (Checklist – Overall Interscholastic Program)
X	T-3 (Summary Program Chart 3)	X	T-60 (Corrective Action Plan)
x	T-4 (Summary Program Chart 4)	n/a	T-63 (Interscholastic Survey Results)

II. Status

A.	X	2008 – 2009 Forms are satisfactory and no further information or action is necessary at this time.
B.		Errors have been noted with respect to the following forms:
C.		The following forms were omitted and must be submitted by school representatives:
D.	X	According to the 2008-2009 data, the school appears to be meeting the standards established in: <input checked="" type="checkbox"/> Test 1 (Athletic participation is proportionate to enrollment) <input type="checkbox"/> Test 2 (History and continuing practice of program expansion) <input checked="" type="checkbox"/> Test 3 (Full and effective accommodation of interests and abilities)
E.	X	Other Recommendation and Comments: <ul style="list-style-type: none"> <li>The school needs to develop comprehensive award policies for the athletic program. This should be an item added to the corrective action plan for next year.</li> <li>All forms were in good order, thanks for your hard work!</li> <li>Please make sure you list the specific days of Gender Equity Review Committee meeting dates on future reports.</li> </ul>



**KENTUCKY HIGH SCHOOL ATHLETIC ASSOCIATION  
2008-2009 ANNUAL VERIFICATION OF TITLE IX PROCEDURES**

KHSAA Form GE19  
F:Forms/GE19  
Rev.12/08

(To be submitted by April 15, 2009 along with other required forms)

APR 1 - 2009

The Webster County High School, Dixon, Kentucky  
(Name of High School) (City)

certifies to the Kentucky High School Athletic Association that the following is an accurate and true representation of the facts surrounding compliance with 20 U.S.C. Sections 1681-1688, et. Seq. (also known as Title IX)

I certify the following provisions in accordance with records at the school contained in the permanent Title IX file, at least one copy of which must be maintained in the Principal's office, and to the best of my knowledge have completed the following tasks.

Established a gender equity committee at the high school. **(List committee personnel and provide attachment if necessary)**

Name	Address	Phone	Title (Supt., Principal, Student, Parent, Coach, Etc.)
C. Sholar	28 State Route 1340	270-639-5083	Director of Secondary Programs
T. Roy	1922 US Hwy 41 A S	639-5092	Principal
T. Marshall	"	"	Asst. Principal/ Athletic Dir.
L. Jenkins	"	"	Asst. Principal
C. Collins	"	"	Guidance Counselor
W. Hart	"	"	Teacher/ BB Coach
C. Whitsell	"	"	Teacher/ GB Coach
D. Dement	"	"	Student
N. Stone	"	"	Student

Scheduled a minimum of three meetings during the 2008-2009 school year on the following dates:

October 3, 2008
January
April

Designated the following person(s) as the Title IX coordinator for the school:


Name	Title	Address	Phone
Todd Marshall	Assistant Principal/ Athletic Director	1922 US Hwy 41 A S Dixon, KY 42409	270-639-5092


Designated the following person(s) as the Title IX coordinator for the district:

Name	Title	Address	Phone
Carolyn Sholar	Director of Secondary Programs	28 State Route 1340 Dixon, KY 42409	270-639-5083

School personnel are continuing to make periodic reviews of the boys' and girls' athletics program reflected in the Corrective Action Plan.

In addition to the above information, the above referenced school maintains a complete permanent file relative to Title IX records including copies of the self-assessment audit, all corrective action plans, and other related materials.

  
Principal's Signature

  
Superintendent Signature

March 24, 2009  
Date

  
School Board Chairpersons' Signature



**2008-2009**  
**ACCOMMODATION OF INTERESTS AND ABILITIES**  
**SUMMARY PROGRAM CHART T-1**

KHSAA  
 Form T1  
 F:Forms/T1  
 Rev. 10/08

**Participation Opportunities Test One**

		(Column 1)	(Column 2)	(Column 3)	(Column 4)
	Program	Enrollment	Percentage of Total Enrollment	Number of Interscholastic Participants (double and triple count)	Percentage of Total Participation
Row 1	GIRLS	324	49%	122	46%
Row 2	BOYS	342	51%	145	54%
Row 3	Totals	666	100%	267	100%

Instructions:

\*Number of 8<sup>th</sup> grade students & below used in Column 3 and Column 4  
 Calculations: 15

- Determine the total number of girls enrolled, (place in Row 1, Column 1). Determine the total number of boys enrolled, (place in Row 2, Column 1).
- Add the total number of girls and boys enrolled to determine total enrollment, (place in Row 3, Column 1).
- Calculate the percentage of total enrollment that is female. (Divide Row 1, Column 1 by Row 3, Column 1 and place in Row 1, Column 2.) Calculate the percentage of total enrollment that is male. (Divide Row 2, Column 1 by Row 3, Column 1 and place in Row 2, Column 2.) Note: Row 1, Column 2 plus Row 2, Column 2 should total 100%.
- Ask coaches to confirm the names of those individuals who are on the team as of the first **date of regular season competition**, and cross out the names of those who were cut from the team or quit the team prior to the first regular season competitive event. Determine the total number of interscholastic athletics participants that are girls, (and place in Row 1, Column 3). In order to determine the total number of athletics participants, an individual should be counted each time he or she participates on a team. For example, if Jane Doe competes on the varsity volleyball team, the junior varsity volleyball team, the junior varsity basketball team, and the varsity softball team, she should be counted as four participants (**do not include club or intramural sports participants, cheerleaders, dance teams, or pom squads**). Calculate the same way for boys and girls. \* In addition, should 8<sup>th</sup> grade students and below play on a Freshman, Junior Varsity, or Varsity team, they should also be counted for each team and sport on which they participate. If applicable, please asterisk in the above notation as to how many 8<sup>th</sup> grade students & below are included in the totals.  
 Using the same procedure, determine the total number of interscholastic athletic participants that are boys, (and place in Row 2, Column 3). Add Row 1, Column 3 plus Row 2, Column 3 to get total participants and place in Row 3, Column 3.
- Calculate the percentage of female participation. (Row 1, Column 3 divided by Row 3, Column 3 and place in Row 1, Column 4.) Calculate the percentage of male participation. (Row 2, Column 3 divided by Row 3, Column 3 and place in Row 2, Column 4.) Note: Row 1, Column 4 plus Row 2, Column 4 should total 100%.

Note: While being within three percent is not a formal compliance standard; if the percent listed in Row 1, Column 4 is within 3% of Row 1, Column 2, then it provides a good target within which compliance is likely.

Principal's Signature: Timothy W. Roy Date: 3/24/09



**2008-2009**  
**ACCOMMODATION OF INTERESTS AND ABILITIES**  
**SUMMARY PROGRAM CHART T-3**


KHSAA  
 Form T3  
 Rev. 12/08

**Participation Opportunities Test Three**

**FOR ANY QUESTION ANSWERED "YES" IDENTIFY THE RESPECTIVE SPORT(S).**

	<b>GIRLS</b> (Yes / No)		<b>BOYS</b> (Yes / No)
1. For a sport <u>not</u> currently offered in your interscholastic athletics program, is there sufficient interest to form a viable interscholastic team based on participation on an <u>intramural team</u> .	Yes Volleyball		No
2 For a sport <u>not</u> currently offered, is there sufficient interest, based on the responses to your most recent Student Interest Survey, to form a viable <u>interscholastic team</u> for a sport not currently offered. If yes, what sport?	No		Yes Wrestling
3. For a sport currently offered at the junior varsity or freshman level is there sufficient interest, based on your most recent Student Interest Survey, to form a <u>varsity team</u> not currently offered?	No		No
4. For a sport currently offered at the varsity level only, is there sufficient interest, based on your most recent Student Interest Survey, to form a viable team for a <u>junior varsity or freshman team</u> that is not currently offered?	No		No
5. If you answered YES to question (1), (2), (3), or (4), are there enough high schools in the geographic area offering the sport (at the appropriate level) to allow for the development of a reasonable schedule of competition?	Yes		Yes

**Plans to Address Interest:** We started an intramural volleyball program this year for our girls, and plan to play a JV schedule for the 2009-2010 school year. Construction is scheduled to begin this spring on our auxiliary gym. When completed volleyball will be housed in the auxiliary gym. We plan to play a varsity schedule for volleyball in 2010-2011. We will start an intramural program for wrestling once the volleyball program is competing at the varsity level.

Principal's Signature :  Date: 3/24/09



**2008-2009**  
**ACCOMODATION OF INTERESTS AND ABILITIES**  
**SUMMARY PROGRAM CHART T-4**

KHSAA  
 Form T4  
 F:Forms/T4  
 Rev.12/08

**Levels of Competition Test One**

		Column 1	Column 2	Column 3
Girls	Team Levels	Number of Teams Currently Offered	Number of Participants	Percentage of Participants at Each Level
Row 1	varsity:	6	80	66
Row 2	j.v.:	3	30	25
Row 3	frosh:	1	12	.09
Row 4	total:		122	100%
<b>Boys</b>				
Row 5	varsity:	6	93	64
Row 6	j.v.:	2	29	20
Row 7	frosh:	2	23	16
Row 8	total:		145	100%

- 1) Column 1, list the number of interscholastic teams offered for girls and boys at each competitive level; varsity, junior varsity, and freshman. (Refer to Form T-2, Accommodation of Interests and Abilities, Summary Program Chart 2, Column 1.)
- 2) For Column 2, list the number of participants at each level. For girls, total the entries in Rows 1, 2, and 3 into Row 4. For boys, total the entries in Rows 5, 6, and 7 into Row 8. (Refer to Form T-2, Accommodation of Interests and Abilities, Summary Program Chart 2, Column 2.)
- 3) For Column 3, calculate the percentage of female and male participants at each level.  
 For girls' varsity, junior varsity, and frosh, respectively:
  - Divide Column 2, Row 1 by Column 2, Row 4, and place the percentage in Column 3, Row 1
  - Divide Column 2, Row 2 by Column 2, Row 4, and place the percentage in Column 3, Row 2.
  - Divide Column 2, Row 3 by Column 2, Row 4, and place the percentage in Column 3, Row 3.
  -
 For boys' varsity, junior varsity, and frosh, respectively:
  - Divide Column 2, Row 5 by Column 2, Row 8, and place the percentage in Column 3, Row 5.
  - Divide Column 2, Row 6 by Column 2, Row 8, and place the percentage in Column 3, Row 6.
  - Divide Column 2, Row 7 by Column 2, Row 8, and place the percentage in Column 3, Row 7.

Principal's Signature: Timothy W. Roy Date: 3/24/09

**TO INCLUDE BOOSTER CLUB FUNDING**

	equipment and supplies		travel		awards		coaches' salaries (to include supplemental and extended employment; dollar amount required)		facilities improvements		publications (if sport-specific)		
	Expenditures		Expenditures		Expenditures		Expenditures		Expenditures		Expenditures		
	School	Booster	School	Booster	School	Booster	School	Booster	School	Booster	School	Booster	
G basketball	1500	5500	6400	1600	202	0	9000	3	3	0	0	0	0
B basketball	1500	5500	5800	1300	202	0	9000	3	3	0	0	0	0
G softball	750	400	5500	0	0	0	4000	3	2	0	0	0	0
B baseball	750	5500	5400	2000	60	200	4000	3	3	0	0	0	0
G cross country	170	0	1500	0	0	0	500	1	1	0	0	0	0
B cross country	170	0	1500	0	0	0	500	1	1	0	0	0	0
G golf	NA												
B golf	NA												
G soccer	5928	1500	3000	0	0	500	3500	2	2	0	0	0	0
B soccer	NA												
G swimming	NA												
B swimming	NA												

- Total expenditures on T-35 and T-36 on the 2008-2009 year report due by April 15, 2009, should reflect the total monies spent (rounded off to nearest dollar) for the entire school year of 2007-2008 ending June 30, 2008.
- Booster Club Funding/Contributions must be included in the above expenditures total. (Note: It is illegal for coaches to be paid by Booster Clubs - Reference KHSAA Bylaw 27)

Principal's Signature: *Christy W. Ford* Date: 3/24/09

**2008-2009  
ACTUAL EXPENDITURES - PROGRAM COMPARISON CHART 2  
TO INCLUDE BOOSTER CLUB FUNDING**

	equipment and supplies		travel		awards		coaches' salaries (to include supplemental and extended employment; dollar amount required)		facilities improvements		publications (if sport-specific)	
	Expenditures		Expenditures		Expenditures		Expenditures		Expenditures		Expenditures	
	School	Booster	School	Booster	School	Booster	School	Booster	School	Booster	School	Booster
G track	400	0	1800	0	0	0	1150	2	1	0	0	0
B track	400	0	1800	0	0	0	1150	2	1	0	0	0
G tennis	125	0	1600	0	0	0	500	1	1	0	0	0
B tennis	125	0	1600	0	0	0	500	1	1	0	0	0
G volleyball	NA											
B wrestling	NA											
G (list sport)	NA											
B football	5506	0	1800	0	0	0	11,500	4	2	0	0	0
G (list sport)	NA											
B (list sport)	NA											

1. Total expenditures on T-35 and T-36 on the 2008-2009 year report due by April 15, 2009, should reflect the total monies spent (rounded off to nearest dollar) for the entire school year of 2007-2008 ending June 30, 2008.

2. Booster Club Funding/Contributions must be included in the above expenditures totals. Indicate percentage of total expenditures for each gender: (if disparities are obvious, list on your Corrective Action Plan (T-60) what action you will take to correct the problem).

Gender	Expenditures	Percentage
Boys	\$ 67,763	467.33%
Girls	\$ 56,525	463.31%
<b>Total:</b>	<b>\$ 124,288</b>	<b>100%</b>

Principal's Signature: *Annetha W. Rose* Date: 3/24/09



## 2008-2009 KHSAA TITLE IX ATHLETICS AUDIT

KHSAA  
Form T41  
Rev. 12/08

### Checklist - Overall Interscholastic Athletics Program

**DIRECTIONS:**

For the Areas of Compliance (Opportunities and Benefits) listed on the left hand side of the page, place a checkmark under the appropriate column identifying whether your school provided an advantage to the Girls' Program, or to the Boys' Program or to Neither Program. A review of T-35 and T-36 spending patterns might be helpful in completing this form.

Areas of Compliance:	ADVANTAGE TO:		
	GIRLS' PROGRAM	BOYS' PROGRAM	NEITHER PROGRAM
<b>OPPORTUNITIES</b>			
Accommodation of Interest and Abilities			X
<b>BENEFITS</b>			
Equipment and Supplies			X
Scheduling of Games and Practice Time			X
Travel and Per Diem Allowances			X
Coaching			X
Locker Rooms, Practice and Competitive Facilities			X
Medical and Training Facilities and Services			X
Publicity			X
Support Services			X
Athletic Scholarships			NA
Tutoring			X
Any meals provided for home			X

**If an advantage is shown, corrective action should be shown on T-60 (Corrective Action Plan).**

Principal's Signature: Timothy W. Loy Date: 3/24/09

SCHOOL NAME

2008-2009

TITLE IX

Webster County High

**CORRECTIVE ACTION PLAN**

**DIRECTIONS:**

1. For Column 1, indicate the intended area (Opportunities or Benefits) which needs corrective action in order to achieve gender equity. For Column 2, write the suggested change or activities that will correct the area in need of alteration. For Column 3, include the estimated completion date for the changes or activities.
2. It is possible to attain compliance with Title IX and no longer need "corrective" action. However, the KHSAA strongly encourages compliant schools to identify items for improvement (Column 1), activities to accomplish the improvement (Column 2) and a timetable for completion (Column 3) that will strengthen the athletic program.
3. You may copy this form as needed. Please attach corrective action plans along with audit forms and submit by April 15, 2009.

COLUMN 1 ITEM FOR CORRECTION/IMPROVEMENT	COLUMN 2 SUGGESTED CHANGE/ ACTIVITIES	COLUMN 3 SCHOOL YEAR, COMPLETION DATE OF CORRECTION FOR PROJECT
Increase the opportunities for female athletes to participate in athletics.	Girls Volleyball was added as an intramural sport this year. The team will play a JV schedule next year. This will increase the participation for females.	The construction of an auxiliary gym started in February and is tentatively scheduled for completion for the start of the 2010-2011 school year. This gym will house girls volleyball.

Principal's Signature: *Shirley W. Ray* Date: 3/24/09